

Product 85 95 105 125



### Performances

Burn rate	12 - 14 lb/h	13 - 15 lb/h	12 - 14 lb/h	13 - 15 lb/h
Maximal heat output	44 000 BTU/h	43 000 BTU/h	65 000 BTU/h	60 000 BTU/h
Certifications	UL / ULC	UL / ULC	UL / ULC	UL / ULC
Combustion chamber volume	4.8 ft <sup>3</sup>	6.6 ft <sup>3</sup>	5.3 ft <sup>3</sup>	8.4 ft <sup>3</sup>
Logs - Maximum length	24"	28"	32"	40"
Estimated heating area	1 400 ft <sup>2</sup>	1 600 ft <sup>2</sup>	1 400 ft <sup>2</sup>	1 800 ft <sup>2</sup>
Weight	665 lb	820 lb	688 lb	892 lb

### Dimensions

[A] Width	40"	43 7/8"	47 7/8"	55 3/4"
[B] Depth	26 1/2"	28 1/2"	25"	27 3/4"
[C] Height	62"	68 1/4"	56 1/8"	62"
[D] Center chimney - side	19 7/8"	21 7/8"	23 3/4"	27 3/4"
[E] Center chimney - back	10 1/2"	11 3/4"	11"	11 3/4"
[F] Chimney diameter	8"	10"	8"	10"
Ø Outside air connection	4"	4"	4"	4"
Glass width	26 1/2"	30 3/8"	34 1/4"	42 1/8"
Glass height	21 1/6"	24 1/4"	15 3/4"	21 1/6"



Frames

85

95

105

125

## Thin edge frame

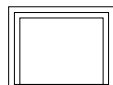
1/8" contour



W	31 1/8"	35 1/16"	39"	46 7/8"
H	24"	27 3/16"	18 1/16"	24"
Color	StüvGrey ●			

## Picture type frame

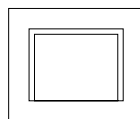
2 3/8" contour



W	35 3/16"	39 1/2"	43 7/16"	51 5/16"
H	28 7/16"	31 5/8"	23 1/8"	28 7/16"
Color	StüvGrey ●			

## sf4

9 7/16" contour



W	49 3/4"	53 1/16"	57 5/8"	65 1/2"
H	42 5/8"	45 3/4"	37 3/8"	42 5/8"
Colors	StüvGrey ●	White RAL 9010 ○	Black ●	Grey RAL 9007 ●
				Rust finish ●

## sf8



W	-	-	94 1/2"	-
H	-	-	18 15/16"	-
Color	StüvGrey ●			



Front panels

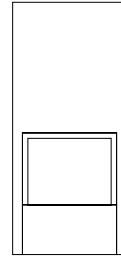
85

95

105

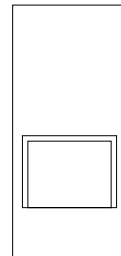
125

## sf5



W	42 1/16"	46 5/8"	50 3/16"	58 7/16"
H	81 3/4"	88"	78 3/4"	81 3/4"
Colors		StüvGrey ●	White RAL 9010 ○	
		Black ●	Grey RAL 9007 ●	
			Rust finish ●	

## sf6



W	42 1/16"	46 5/8"	-	58 7/16"
H	81 3/4"	88"	-	81 3/4"
Colors		StüvGrey ●	White RAL 9010 ○	
		Black ●	Grey RAL 9007 ●	
			Rust finish ●	